

Fenugreek enriched extruded product: optimization of ingredients using response surface methodology

Wani, S. A. and *Kumar, P.

Department of Food Engineering and Technology, Sant Longowal Institute of Engineering and Technology, Longowal 148106 (Punjab) India

Article history

Received: 25 November 2014

Received in revised form:

1 June 2015

Accepted: 29 June 2015

Abstract

The study was carried out to investigate the effects of oat flour (OF), dried green pea flour (DGPF), fenugreek seed powder (FSP) and fenugreek leave powder (FLP) on the physical and functional properties of extruded products. Results indicated that OF and FLP decreases lateral expansion (LE), water solubility index (WSI) and hardness (HD), while as OF had increased the bulk density (BD) and water absorption index (WAI). BD and HD were increased by DGPF. FSP had increased effect on LE and WAI, while decreased effect on WSI. OF had a positive ($p < 0.05$) effect on the “L” and “a” value and has negative effect on “b” value of extrudate. DGPF, FSP and FLP had negative ($p < 0.0001$) effect on “a” value and positive effect on “b” value of extrudate, while as FLP also had negative ($p < 0.0001$) effect on “L” value of extrudate. Numerical optimization resulted in 21.72% OF, 8.62% DGPF, 1.78% FSP and 0.66% FLP to produce acceptable quality extrudates.

Keywords

Extrusion

Fenugreek

Green pea

Response surface methodology

Physical

Functional properties

© All Rights Reserved

Introduction

Extrusion process produces a range of food products with different types of textures, shapes, colours, flavor and aromas from basic materials. A wide variety of products are produced using food extruder including snacks, pasta, breakfast cereals, pet foods, products for confectionery, modified starches used for various purposes, food for baby, instant foods, analogues of dal and rice, texturized vegetable proteins and beverage bases (Riaz, 2012). In spite of greater use of extrusion process technology, still extrusion process is a difficult process that has yet to be mastered. A little change in process parameters, extruder type and type of ingredients can affect the product quality (Desrumaux *et al.*, 1999).

Oats (*Avena sativa* L.) are good a source of functional ingredients such as β -glucan, with findings reveals beneficial effects of oat on health (Wani *et al.*, 2014). Oat possess mixed-linkage of (1, 3) and (1, 4) - β -D-glucan (β - glucan), arabinoxylans and cellulose (Skendi *et al.*, 2003). Arabinoxylans and β -glucans have impact on various food preparations. Both of them are known to decrease the symptoms of diseases like atherosclerosis, diabetes and colon cancer (Karppinen, 2000). Oats has been used for the development of products like bread, ready-to-eat breakfast cereals and snack bars (Decker *et al.*, 2014). Peas (*Pisum sativum* L.) are cultivated throughout

the world and are available easily. They represent an important source of proteins, dietary fibre and polysaccharides. So formulating foods using pea have high protein content and low glycaemic index (Ravindran *et al.*, 2011). Lysine, an amino acid is high in pea and therefore it can complement cereals complying with the FAO reference pattern (FAO, 2007). Additionally, oat has been recently shown to reduce blood pressure (Jayalath *et al.*, 2014) and possess polyphenols in good quantity indicating its good antioxidant properties (Azarpazhooch and Boye, 2012). Such health benefits may be partially due to the composition. Therefore, it is important to know the composition of the dried green pea flour, which has been used as one of the ingredient in the present study.

Fenugreek (*Trigonella foenum graecum*) is an annual herb widely grown in different parts of the world. Fenugreek seeds are used as spices and its leaves are edible and used as a vegetable in many parts of India. Fenugreek seed is reported to have antidiabetic (Karim *et al.*, 2011), antifertility, anticancer, antimicrobial, antiparasitic, lactation stimulant and hypocholesterolaemic effects (AlHabori and Raman, 1998). Fenugreek has been used for the development of extruded snack with low glycaemic index level. These findings suggest that the nutritional, functional and therapeutic characteristics of fenugreek can be used further in the development of healthy extruded

*Corresponding author.

Email: pradyuman@slit.ac.in, pradyuman2002@hotmail.com

Tel: 91-1672-253399; Fax: 91-1672-280057

products (Shirani and Ganesharane, 2009; Wani and Kumar, 2015).

The aim of this work was to examine the effect of different proportions of oat flour (OF), dried green pea flour (DGPF), fenugreek seed powder (FSP) and fenugreek leave powder (FLP) on the physical and functional properties of extruded product. Overall target was to optimize the proportion of OF, DGPF, FSP and FLP for the production of quality extruded product.

Materials and Methods

The raw materials used in production of extruded snack products include: oats flour, dried green pea flour, fenugreek seed powder, fenugreek leave powder, rice and corn flour. All the flours were brought from local market, Sangrur, Punjab. Fenugreek leave powder was prepared by blanching leaves at 90°C for 4 min and then dried at 60°C for 12 h in tray drier. The dried leaves were then ground to powder and packed in polyethylene bags and kept at room temperature until use.

Extrusion of samples was done using a twin-screw extruder (Basic Technology Pvt. Ltd., Kolkata, India). The die diameter used in this study was selected at 4 mm as recommended by the manufacturer for such type of products and recommended by Stojceska *et al.* (2008). In this study the temperature of the extruder barrel and the moisture of the feed material were kept constant at 110°C and 12% wet basis, respectively. The extruded products were cut by a knife by hand (approx. 10 cm long) as they come out from the die. Extrudates were then left for cooling at normal ambient temperature for about 30 min, packaged in plastic bags and stored until analyzed.

Experimental design and data analysis

Response surface methodology (RSM) was adopted in the design of experimental combinations. The central composite rotatable design for four independent variables of OF, DGPF, FSP and FLP was selected. The independent variables and variation levels were (OF, 10-50%; DGPF, 5-25%; FSP, 0.5-2.5%; FLP, 0.5-2.5%). Each independent variable was used according to preliminary trials and literature. Composite flour (rice flour and corn flour of the ratio 80:20) as a base material was used according to the preparatory trials and literature details for suitable extrusion cooking. In the present study composite flour was replaced by OF, DGPF, FSP and FLP. Dependent variables were product responses like lateral expansion, bulk density, water absorption index and water solubility index and

hardness.

Lateral expansion (LE)

Lateral expansion was determined by using vernier caliper as per methods described by Meng *et al.* (2010). The basic formula used for calculation of lateral expansion is

$$LE = \frac{(\text{diameter of extrudate} - \text{diameter of die opening})}{\text{diameter of die opening}} \times 100 \dots \text{Eqn. (1)}$$

Bulk density (BD)

Bulk density was calculated according to the method of Alvarez-Martinez *et al.* (1988) using the formula below

$$BD = \frac{4m}{\pi d^2 L} \dots \text{Eqn. (2)}$$

Where m is mass (g), of a length L (cm) of extrudate with diameter d (cm).

Water absorption index (WAI) and water solubility index (WSI)

The method described by Anderson (1982) was used to determine WSI and WAI. The basic formulas used for calculation of WAI and WSI are given in Eqn. 3 and 4.

$$WAI \text{ (g/g)} = \frac{\text{Weight of sediment}}{\text{weight of dry solids}} \dots \text{Eqn. (3)}$$

$$WSI \text{ (\%)} = \frac{\text{Weight of dissolved solids in supernatant}}{\text{weight of dry solids}} \times 100 \dots \text{Eqn. (4)}$$

Hardness (HD)

Instrumental hardness (N), maximum peak force of the extruded puffs was measured in triplicate using Texture analyzer (TA-X2Ti). Extrudate of about 10 cm long was compressed with a probe three point bend ring with a target mode distance of 3 mm and load cell of 50 kg.

Color

All the analysis of color were carried out using a Hunter lab colorimeter and L*, a*, and b* readings were recorded. The letters L*, a* and b* represents the whiteness–blackness, redness–greenness and yellowness–blueness of the sample, respectively. Calibration was done according to standard white reference tile. Every sample were measured in triplicate and values then averaged.

Statistical analysis

Statistical analysis was conducted using a commercial statistical package, Design-Expert version 6.0.10 (Stat-Ease Inc., Minneapolis, USA). Statistical significance of the terms was examined by analysis of variance (ANOVA) for each response. The

experimental analysis was conducting in triplicates.

Results and Discussion

Lateral expansion

Expansion characteristics of extruded products have an important role in the acceptability of the final product. The range of lateral expansion was between 165.37 and 234.37% as shown in Table 1. The regression analysis (Table 2) showed that OF and DGPF had significant ($p < 0.0001$) negative linear effect on lateral expansion of extruded products, the quadratic effect of FLP has also shown significant ($p < 0.05$) negative effect. There was a positive ($p < 0.001$) interactive effect of OF and FLP. The interactive effect of DGPF and FLP, FLP and FSP has significant ($p < 0.05$) positive effect, whereas DGPF and FSP had negative ($p < 0.05$) interactive effect. It was observed from the response plot (Figure 1a) that with the increase in the content of all four ingredients, a decrease in the lateral expansion of extruded product was observed. This may be attributed to the high protein and high dietary fiber contents in OF, DGPF, FLP and FSP. Because protein affect the lateral expansion by their ability to influence the distribution of water in the matrix and by means of their macromolecular structure and conformation that affects the extensional properties of the extruded melts (Moraru and Kokini, 2003). Martinez-Serna *et al.* (1990) and Onwulata *et al.* (2001) observed the effects of whey protein concentrate and isolate on the extruded product of corn and rice starch and they found that a decrease in expansion at higher concentrations of protein. It can be due to modification in the viscoelastic properties of the dough as a result of competition for the water available between the protein and starch portion which results in the delay of gelatinization of starch and leads to lower expansion in the extrudate.

Bulk density

Akubor and Obiegbuna (1999) reported that bulk density of a sample could be used in determining its packaging requirements. The density of extrudate varies between 0.111 to 0.2 g.cm⁻³ as shown in Table 1. Our findings are similar to those reported for chickpea flour snack product (0.130 and 0.275 g.cm⁻³) (Meng *et al.*, 2010) and maize grits extrudates (0.09–0.32 g.cm⁻³) (Ilo *et al.*, 1996). The results of regression analysis (Table 2) showed that DGPF have significant ($p < 0.05$) positive linear effect, whereas OF had positive ($p < 0.05$) quadratic effect on bulk density of extruded products, the interactive effect of OF and FLP was significantly ($p < 0.001$) negative on BD of extrudate. From the response surface plot (Figure 1b)

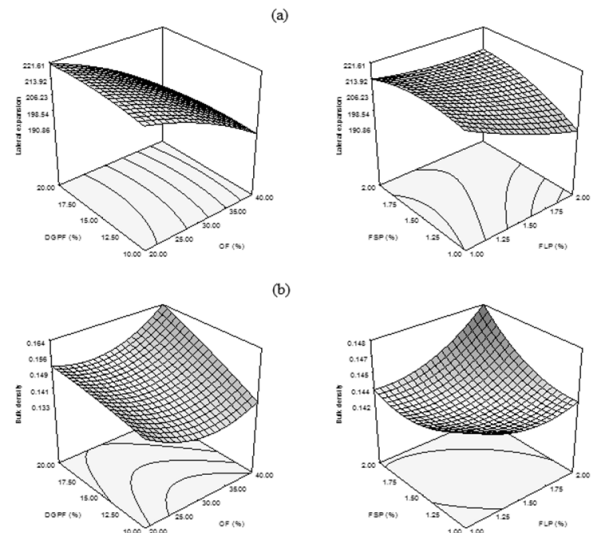


Figure 1. Response surface plot for (a) lateral expansion (b) bulk density as affected by OF, DGPF, FSP and FLP

it was observed that with the increase in the content of OF and DGPF to the mixture there was an increase in bulk density. This could be due to higher protein content of both OF and DGPF, because protein affect the water distribution in the matrix. The proteins may interact with other components like water by various types of interactions such as polar, hydrophilic interactions, hydrogen bonding which resulted in increased bulk density. The increase may be due to the increased fiber, the fiber tended to fracture the cell walls before the bubbles of gas had expanded to their full potential (Lue *et al.*, 1991). Same effect of fiber was found for extruded products made from corn meal and soy fiber, yellow corn with wheat and oat fiber, salt and sugar, jatoba flour and cassava starch blends and corn starch with pectin and wheat fiber (Lue *et al.*, 1991; Jin *et al.*, 1994; Chang *et al.*, 1998; Yanniotis *et al.*, 2007).

Water absorption index

WAI measures the amount of water absorbed by starch that can be used as an index of gelatinization. However as polysaccharides are the main responsible ingredients for the water absorption, the increase in polysaccharides content will increase WAI. In this experiment the WAI ranged from 1.53 to 1.65% (Table 1).

The regression analysis report for WAI showed that OF ($p < 0.0001$) and FSP ($p < 0.05$) have significant positive linear effect. The quadratic term of OF has positive ($p < 0.0001$) effect on WAI of extruded products. Positive ($p < 0.05$) quadratic effect had also shown by DGPF and FLP (Table 2). On observing the response surface plot (Figure 2a) it was found that with the increase in the content of

Table 1. Effect of independent variables on physical and functional properties of extruded product

Expt. No.	Independent variables				Product responses							
	OF (%)	DGPF (%)	FSP (%)	FLP (%)	LE (%)	BD (gcm ⁻³)	WAI (%)	WSI (%)	Hardness (N)	L	a	b
1	20	10	1	1	190	0.156	1.58	13.2	17.93	68.85	-0.87	27.06
2	40	10	1	1	192	0.153	1.60	15.0	17.23	68.95	-0.69	29.23
3	20	20	1	1	215	0.111	1.59	11.6	20.29	69.75	-0.95	27.66
4	40	20	1	1	184	0.16	1.61	11.8	18.58	68.48	-0.57	29.62
5	20	10	2	1	186	0.16	1.58	17.6	23.60	64.81	-0.10	29.20
6	40	10	2	1	161	0.19	1.6	17.6	17.39	68.89	-0.30	28.50
7	20	20	2	1	209.7	0.16	1.59	18.6	18.63	65.53	-0.59	29.53
8	40	20	2	1	196.8	0.15	1.6	15.6	15.26	66.75	-0.64	28.50
9	20	10	1	2	195	0.16	1.57	12.8	16.15	66.99	-0.74	28.80
10	40	10	1	2	190	0.155	1.61	13.6	14.10	69.25	-0.33	28.36
11	20	20	1	2	211	0.143	1.57	12.6	22.93	68.76	-0.48	29.45
12	40	20	1	2	176	0.2	1.65	14.6	21.50	66.94	0.09	29.95
13	20	10	2	2	204.3	0.125	1.58	13.8	22.80	66.70	-0.96	31.41
14	40	10	2	2	170	0.153	1.58	11.6	15.24	68.02	-1.02	28.61
15	20	20	2	2	200.6	0.15	1.57	11.6	21.83	65.68	-1.18	31.20
16	40	20	2	2	199.7	0.15	1.58	12.8	14.64	68.38	-0.99	28.74
17	10	15	1.5	1.5	195	0.146	1.53	14.6	18.52	66.19	-0.70	29.49
18	50	15	1.5	1.5	186	0.15	1.6	12.0	12.69	67.67	-0.41	28.79
19	30	5	1.5	1.5	184	0.149	1.53	16.2	14.99	66.54	-0.16	29.42
20	30	25	1.5	1.5	189	0.14	1.54	18.2	17.97	66.25	-0.30	30.06
21	30	15	0.5	1.5	192	0.146	1.55	13.0	18.60	70.93	-0.50	27.34
22	30	15	2.5	1.5	181.1	0.147	1.56	11.4	17.00	65.68	-0.89	28.12
23	30	15	1.5	0.5	198	0.143	1.56	12.0	19.10	68.28	-0.99	28.35
24	30	15	1.5	2.5	190	0.14	1.53	13.5	20.41	66.88	-1.20	30.92
25	30	15	1.5	1.5	190	0.156	1.58	20.0	20.37	66.83	-0.59	29.48
26	30	15	1.5	1.5	192	0.153	1.60	21.0	21.34	65.83	-0.57	28.09
27	30	15	1.5	1.5	215	0.111	1.59	19.3	19.90	66.00	-0.57	28.49
28	30	15	1.5	1.5	184	0.16	1.61	17.2	20.24	64.83	-0.59	28.46
29	30	15	1.5	1.5	186	0.16	1.58	20.0	19.02	66.20	-0.61	28.99
30	30	15	1.5	1.5	161	0.19	1.6	21.5	20.20	66.54	-0.59	29.01

OF and FSP there was an increase in the value of WAI of extruded product. The increased WAI values observed in the extruded products supplemented with OF, DGPF, FLP and FSP could be related to the high water absorption capacity of OF and FSP, because the absorption of water is the characteristic feature of fiber supplemented flours as reported by several researchers (Dreese and Hosney, 1982; Haridas Rao and Hemamalini, 1991; Chaplin, 2003). High dietary fiber in oats, FSP and FLP may interact with water by means of various types of interactions such as polar, hydrophobic interactions, hydrogen bonding. Greater WAI results are similar to those obtained by Roberston and Eastwood (1981) they have found that lyophilized potato fiber absorbed a large amount of water. In the same way Larrea et al. (2005) also found that higher water absorption index in the extruded biscuits supplemented by fibrous orange pulp.

Water solubility index

WSI determines the amount of polysaccharides which are soluble and released from the starch granules after excess of water has been added and is often used as an indicator of degradation of molecular

components (Van den Einde *et al.*, 2003). In this experiment the WSI ranged from 11.4 to 21.5% (Table 1). From the regression analysis report, it was found that DGPF had positive ($p < 0.05$) linear effect on WSI of extruded product. The quadratic effect of OF, FLP and FSP had negative ($p < 0.001$) effect on WSI of the extruded product. The interactive terms of FLP and FSP has negative ($p < 0.05$) effect as shown in Table 2. From response surface plot of WSI (Figure 2b), it was observed that with the increase in the content of OF, the WSI value increased at first upto the addition of 30%, thereafter it decreases down on further addition, on the other hand little effect was observed in WSI as the content of DGPF increased. Further, it was observed from the graph that with the increases in the content of FLP there was increase in the value of WSI. The peculiar behaviour of oat grits perhaps could be attributed to the amount of oil and dietary fiber present in OF, FSP and FLP. Same results were found by Shirani and Ganesharane (2009) that WSI of the extrudates decreased ($p < 0.05$) as compared to control chickpea-rice blend, when inclusion level of the fenugreek and fenugreek polysaccharide

Table 2. Regression coefficient of different responses of extruded product

PARAMETERS	PRODUCT RESPONSES							
	LE	BD	WAI	WSI	HD	L	a	b
β_0	189.01	0.14	1.54	17.91	20.178	66.038	-0.589	28.75
OF (X_1)	-8.31***	0.009***	0.016***	0.13	-1.74***	0.481*	0.083***	-0.17*
DGPF (X_2)	-6.77***	0.008***	-0.0004	0.73*	0.63*	-0.115	-0.024***	0.197*
FSP (X_3)	-0.32	-0.0001	0	0.13	0.120	-0.170	-0.055***	0.51***
FLP (X_4)	-1.61	0.001	0.007	1.32	-0.105	-0.987***	-0.084***	0.29*
OF (X_1^2)	1.23	0.007***	0.017	-1.02	-0.93**	0.284*	0.008*	0.10
DGPF (X_2^2)	-0.35	-0.0009	0.01*	-0.05**	-0.72*	0.150	0.089***	0.25*
FSP (X_3^2)	2.9*	0.001	0.008***	-1.3**	0.097	0.446*	-0.12***	0.22*
FLP (X_4^2)	0.48	0.001	0.005*	-1.03***	-0.391	0.628**	-0.026***	-0.24*
OF \times DGPF ($X_1 X_2$)	2.21	0.001	0.001*	-0.02**	0.176	-0.43*	0.047***	0.046
OF \times FLP ($X_1 X_4$)	4.78**	-0.012***	0.001	-0.02	-1.15**	0.628*	-0.10***	-0.69***
OF \times FSP ($X_1 X_3$)	-1.14	0.001	-0.0018	0.2	-0.39	0.020	0.049***	-0.47***
DGPF \times FLP ($X_2 X_4$)	4.5**	-0.007	0.002	0.14	-1.66***	-0.123	-0.108***	-0.18*
DGPF \times FSP ($X_2 X_3$)	-3.32*	0.001	-0.0018	0.37	0.99*	-0.013	0.079***	0.051
FLP & FSP ($X_4 X_3$)	6.07***	0.0007	0	-0.87*	-0.063	0.430*	-0.258***	0.078

* Significant at $p < 0.05$
 ** Significant at $p < 0.001$
 *** Significant at $p < 0.0001$

extrudate. The range of hardness found to be 12.69 to 23.60 N (Table 1).

For hardness the regression analysis report showed the significant ($p < 0.0001$) negative linear effect on extrudate with increase in the content of OF, whereas DGPF has positive ($p < 0.05$) linear effect on extrudates, OF showed negative ($p < 0.001$) quadratic effect on extrudates and the interactive term of OF and FLP showed negative ($p < 0.001$) effect and DGPF and FLP have negative ($p < 0.0001$) interactive effect on extruded products as shown in the Table 2. As revealed from the response surface plot (Figure 2c) that with the increase in content of DGPF there was an increase in the hardness of extrudate at lower levels of OF, whereas with the increase in the content of OF a decrease in the hardness was observed at lower values of DGPF. The interactive effect of OF and FLP showed decrease in the value of hardness as shown from response surface plot. Low hardness, which is also a favourable property of extrudate, was observed at lower levels of DGPF. This could be attributed to the lower expansion of products lead to increased hardness as observed from expansion values, because of high protein in DGPF. Because proteins affect the lateral expansion through their ability to influence water distribution in the matrix and through their macromolecular structure and conformation that affects the extensional properties of the extruded melts (Moraru and Kokini, 2003).

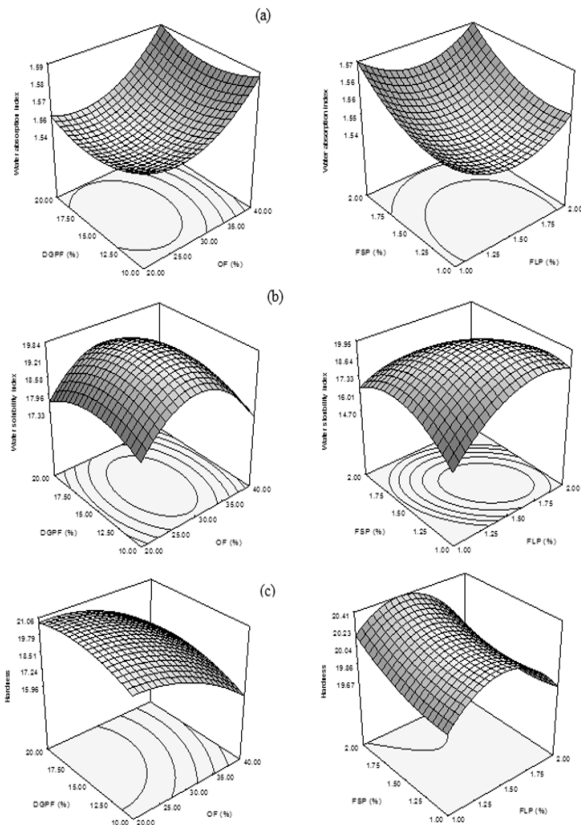


Figure 2. Response surface plot for (a) water absorption index and (b) water solubility index and (c) hardness as affected by DGPF, OF, FSP and FLP

increased.

Hardness

The hardness of extruded product is a sensory perception of the humans and is associated with expansion and cell structure of the product. Hardness is the peak force required for a probe to penetrate the

Color

Color is an important quality factor directly related to the acceptability of food products, and is an important physical property to report for extrudate products. According to the regression results (Table 2), OF had a significant positive ($p < 0.05$) linear effect on the “L” value, significant positive ($p < 0.0001$)

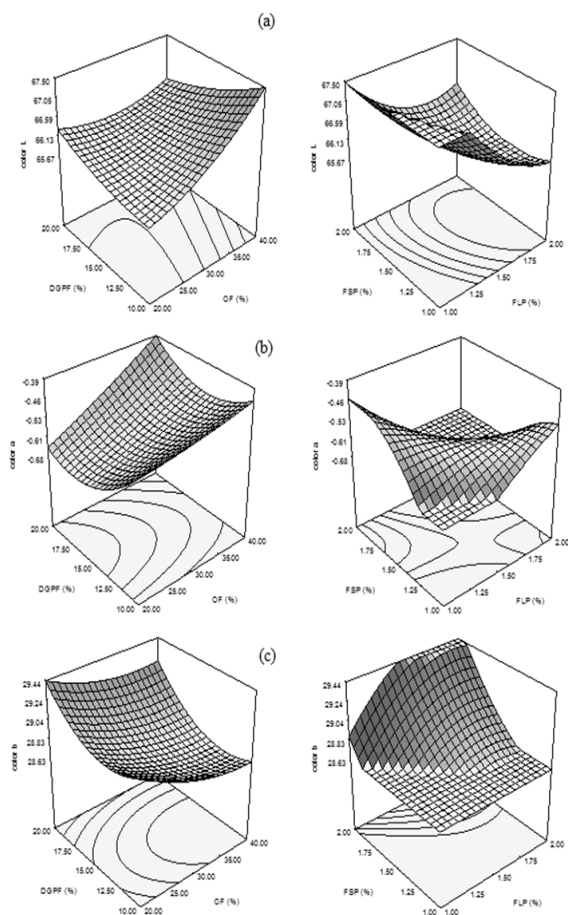


Figure 3. Response surface plot for color (a) L (b) a (c) b as a affected by DGPF, OF, FSP and FLP

linear effect on “a” value and has negative linear effect on “b” value of extruded product, whereas FLP had negative ($p < 0.0001$) linear effect on “L” value of extruded product. OF and FSP had a positive ($p < 0.05$) quadratic effect on “L” value of extrudates, FLP had positive ($p < 0.001$) quadratic effect on extrudates. The interactive effect of OF and FLP, FLP and FSP on “L” value had positive ($p < 0.05$) effect. DGPF, FSP, and FLP had negative ($p < 0.0001$) linear effect on “a” value of extruded products. OF ($p < 0.05$) and DGPF ($p < 0.0001$) had positive quadratic effect on “a” value of extrudate. FSP and FLP had negative linear ($p < 0.0001$) effect on “a” value of extrudate. The interactive effect of OF and DGPF, OF and FSP, DGPF and FSP had positive ($p < 0.0001$) effect on “a” value of extrudate, while OF and FLP, DGPF and FLP, FLP and FSP had negative ($p < 0.0001$) interactive effect on extrudate. Report on “b” value of extrudate showed that OF has negative ($p < 0.05$) linear effect, DGPF and FLP had positive ($p < 0.05$) linear effect on “b” value of extrudate, FSP had also positive linear ($p < 0.0001$) effect on extrudate. The quadratic terms of extrudate showed that DGPF and FSP had positive ($p < 0.05$) effect on extruded product. The interactive

effect of OF and FLP, OF and FSP ($p < 0.0001$), DGPF and FLP also has negative ($p < 0.05$) effect on the “b” value of extrudate. Response surface plots of color are shown in Figure 3.

The reduction in lightness with increasing FLP level may be due to darker color of leaves of fenugreek. Decrease in the value of “a” was observed with the addition of DGPF, FLP and FSP it can be due to the green color of raw material like fenugreek leave powder and dried green pea flour. The decrease in the value of “b” indicated that yellowness of product was observed due to the addition of FSP, it can be due to the yellowish color of FSP.

Optimization

A numerical multi-response optimization technique of RSM was applied to determine the optimum combination of OF, DGPF, FSP and FLP for the production of extrudates using base material of composite flour of rice and corn with a twin-screw extruder. The main criteria of optimization were lateral expansion (high expansion), bulk density (low bulk density), WAI, WSI, HD (low hardness) and color (high “L” value, low “a” value and “b” value in range). From the numerical response analysis, it was found that optimum values were 21.72% OF, 8.62% DGPF, 1.78% FSP and 0.66% FLP with 0.875 desirability. The product response variables resulted in the identification of a combination that satisfied all constraints. Finally the optimized solution provided the ranges of variables which could be considered as the optimum range for best product quality in terms of lateral expansion, bulk density, WAI, WSI, hardness and color. These optimum conditions can be used to produce quality extrudate.

Conclusion

The product responses including LE, BD, WSI, WAI, HD and color were affected by all the ingredients OF, DGPF, FSP and FLP. The present study revealed that a blend of 21.72% OF, 8.62% DGPF, 1.78% FSP and 0.66% FLP had higher preference levels for parameters of physical, functional and color and could be extruded with acceptable quality characteristics. These results suggest that the physical and functional characteristics of extruded products of OF, DGPF, FSP and FLP can be exploited further in the development of nutritious and healthy extruded products.

References

Akubor, P. I. and Obiegbuna, J. E. 1999. Certain chemical and functional properties of ungerminated and

- germinated millet flour. *Journal of Food Science and Technology* 36: 241–243.
- AlHabori, M. and Raman, A. 1998. Antidiabetic and hypocholesterolaemic effects of fenugreek. *Phytotherapy Research* 12: 233-242.
- Alvarez-Martinez, L., Kondury, K. P. and Karper, J. M. 1988. A general model for expansion of extruded products. *Journal of Food Science* 53: 609–615.
- Anderson, R. A. 1982. Water absorption and solubility and amylograph characteristics of roll-cooked small grain products. *Cereal Chemistry* 59: 265–269.
- Azarpazhooh, E. and Boye, J.I. 2012. Composition of processed dry beans and pulses. In Siddiq, M. and Uebersax, M.A. (Eds.). *Dry beans and pulses production, processing and nutrition*, p. 101–128. Oxford, UK: Blackwell Publishing Ltd.
- Chang, Y. K., Silva, M. R., Gutkoski, L. C., Sebio, L. and Da Silva, M. A. A. P. 1998. Development of extruded snacks using jatoba (*Hymenaea stigonocarpa* Mart) flour and cassava starch blends. *Journal of the Science of Food Agriculture* 78: 59–66.
- Chaplin, M. F. 2003. Fiber and water binding. *Proceedings of the Nutrition Society* 62(1): 223–227.
- Decker, E.A., Rose, D.J. and Stewart, D. 2014. Processing of oats and the impact of processing operations on nutrition and health benefits. *British Journal of Nutrition* 112:S58–S64.
- Desrumaux, A., Bouvier, J. M. and Burri, J. 1999. Effect of free fatty acids addition on corn grits extrusion cooking. *Cereal Chemistry* 76: 699–704.
- Dreese, P. C. and Hosney, R. C. 1982. Baking properties of bran fractions from brewer's spent grains. *Cereal Chemistry* 59: 89–91.
- FAO. 2007. Protein and amino acid requirements in human nutrition. Report of joint WHO/FAO/UNU Expert consultation, WHO Technical Report Series 935.
- Haridas Rao, P. and Hemamalini, R. 1991. Effect of incorporating wheat bran on rheological characteristics and bread making quality of flour. *Journal of Food Science and Technology* 28: 92–97.
- Ilo, S., Tomschik, U., Berghofer, E. and Mundigler, N. 1996. The effect of extrusion operating conditions on the apparent viscosity and the properties of extrudates in twin-screw extrusion cooking of maize grits. *LWT-Food Science and Technology* 29(7): 593–598.
- Jayalath, V.H., De Souza, R.J., Sievenpiper, J.L., Ha, V., Chiavaroli, L. and Mirrahimi, A. 2014. Effect of dietary pulses on blood pressure: A systematic review and meta-analysis of controlled feeding trials. *American Journal of Hypertension* 27(1): 56–64.
- Jin Z., Hsieh, F. and Huff, H. E. 1994. Extrusion cooking of corn meal with soy fiber, salt, and sugar. *Cereal Chemistry* 71: 227–234.
- Karim, A., Nouman, M., Munir, S. and Satar S. 2011. Pharmacology and photochemistry of Pakistani herbs and herbal drugs used for treatment of diabetes. *International Journal pharmacology* 7: 419-439.
- Karppinen, S., Liukkonen, K., Aura, A., Forssell, P. and Poutanen, K. 2000. *In vitro* fermentation of polysaccharides of rye wheat and oat brans and inulin by human faecal bacteria. *Journal of Science and Food Agriculture* 80: 1469–1476.
- Larrea, M. A., Chang, Y. K. and Martinez-Bustos, F. 2005. Some functional properties of extruded orange pulp and its effect on the quality of cooking. *LWT-Food Science and Technology* 38: 210–220.
- Lue, S., Hsieh, F. and Huff, H. E. 1991. Extrusion cooking of corn meal and sugar beet fiber: effects on expansion properties, starch gelatinization, and dietary fiber content. *Cereal Chemistry* 68: 227–234.
- Martinez-Serna, M., Hawkes, J. and Villota, R. 1990. Extrusion of natural and modified whey proteins in starch-based systems. In Spiess, W.E.L. and Schubert, H. (Eds.). *Engineering and Food: Advanced Processes*. P. 346-365. London: Elsevier Applied Science.
- Meng, X., Threinen, D., Hansen, M. and Driedger, D. 2010. Effects of extrusion conditions on system parameters and physical properties of a chickpea flour-based snack. *Food Research International* 43: 650–658.
- Moraru, C. I. and Kokini, J. L. 2003. Nucleation and expansion during extrusion and microwave heating of cereal foods. *Comprehensive Review in Food Science and Food Safety* 2: 120–138.
- Onwulata, C. I., Smith, P. W., Konstance, R. P. and Holsinger, V. H. 2001. Incorporation of whey products in extruded corn, potato or rice snacks. *Food Research International* 34: 679–687.
- Ravindran, G., Carr, A. and Hardacre, A. 2011. A comparative study of the effects of three galactomannans on the functionality of extruded pea-rice blends. *Food Chemistry* 124: 1620–1626.
- Riaz, M. N. 2012. Cereal extrusion technology for small food processing enterprises. *Quality Assurance and Safety of Crops and Foods* 4:156.
- Roberston, J. A. and Eastwood, M. A. 1981. An investigation of the experimental conditions which could affect water holding capacity of dietary fiber. *Journal of the Science of Food and Agriculture* 32: 819–825.
- Shirani, G. and Ganesharane, R. 2009. Extruded products with fenugreek (*Trigonella foenum-graecium*) chickpea and rice: physical properties, sensory acceptability and glycaemic index. *Journal of Food Engineering* 90: 44–52.
- Skendi, A., Biliaderis, C. G., Lazaridou, A. and Izydorczyk, M. S. 2003. Structure and rheological properties of water soluble β -glucans from oat cultivars of *Avena sativa* and *Avena bysantina*. *Journal of Cereal Science* 38: 15–31.
- Stojceska, V., Ainsworth, P., Plunkett, A., Ibanoglu, E. and Ibanoglu, S. 2008. Cauliflower by products as a new source of dietary fibre, antioxidants and proteins in cereal based ready-to-eat expanded snacks. *Journal of Food Engineering* 87: 554-563.
- Van den Eijnde, R. M., Van der Goot, A. J. and Boom, R. M. 2003. Understanding molecular weight reduction of starch during heating-shearing process. *Journal of Food Science* 68: 396-2904.
- Yanniotis, S., Petraki, A. and Soumpasi, E. 2007. Effect of pectin and wheat fibers on quality attributes of

extruded cornstarch. *Journal of Food Engineering* 80: 594–599.

Wani, S.A., Shah, T. R., Bazaria, B., Naik, G. A., Gull, A., Muzaffar, K. and Kumar, P. 2014. Oats as a Functional Food: A Review. *Universal Journal of Pharmacy* 3(01):14-20.

Wani, S. A. and Kumar, P. 2015. Characterization of extrudates enriched with health promoting ingredients. *Journal of Food Measurement and Characterization* 9(04): 592- 598.